



Light Efficiency:

11 Lumen/Watt

Dominant Wavelength:

462nm

Output:

130lm

Power:

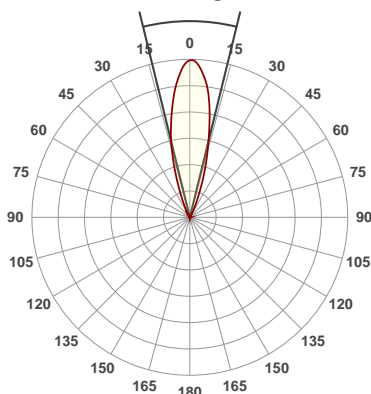
11.8W

Peak:

509cd

Beam Angle

27.6°



Product Name:

UB 9H

Test:

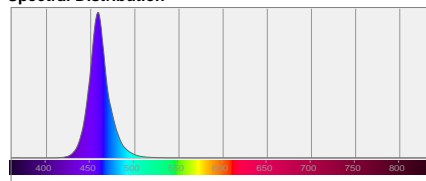
Blue

Date:

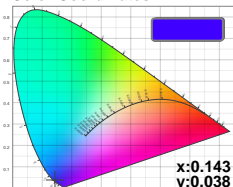
4/20/2018

Note:

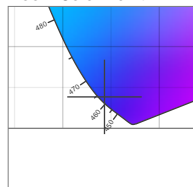
Spectral Distribution



Color Coordinates



Zoom Color Point



Distance (meter)

1

Distance (feet)

3.3

2

6.6

3

9.8

4

13.1

5

16.4

Lux*

27.6°

Foot Candles*

*measured at
center of beam

Beam Width (meter)

Beam Width (feet)

Beam Angle 50%	Field Angle 10%	Cutoff Angle 2,5%	Intensity Ratio in 120° Cone	Intensity Ratio in 90° Cone
27.6°	47.8°	61.7°	98.2%	97.2%

Beam Intensities from 1-20m

m	1	2	3	4	5	6	7	8	9	10	11	12	13	14	15	16	17	18	19	20
ft	3.3	6.6	9.8	13.1	16.4	19.7	23	26.2	29.5	32.8	36.1	39.4	42.7	45.9	49.2	52.5	55.8	59.1	62.3	65.6
lx	509	127	57	32	20	14	10	8	6	5	4	4	3	3	2	2	2	2	1	1
fcd	47.3	11.8	5.3	3	1.9	1.3	1	0.7	0.6	0.5	0.4	0.3	0.3	0.2	0.2	0.2	0.2	0.1	0.1	0.1